




[Arbor Help Centre](#) › [Meals](#) › [Rotating Meal Menus](#)

Meal Menu choices on the Parent Portal or Arbor App

Follow



Gwyn Mabo

September 27, 2022 11:05

If your school has the Meal Menus functionality enabled, you can choose your child's meals in advance using the Meal Choices area!

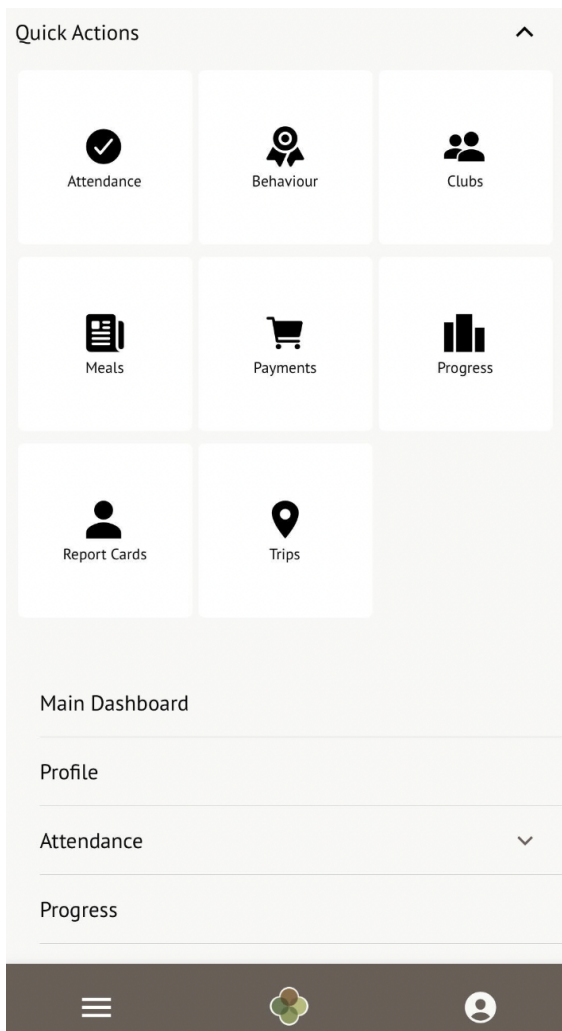
Please note that once the deadline your school has set passes, you can no longer see your meal choices - please contact your school if you'd like further details.

On the Parent Portal

On the Arbor App

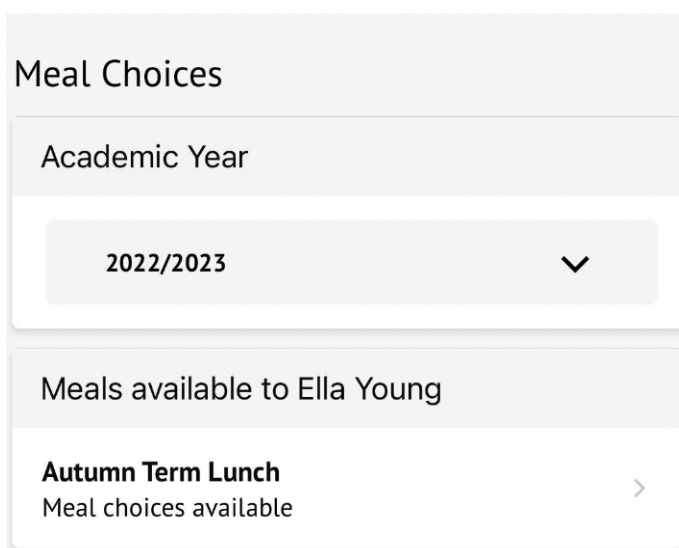
Click the three lines to access your main menu, then click on **Meals**.

Help



You'll be taken to the **Meal Choices** page, where you will be presented with a list of Meals that have available menus to choose from. You can see past meals by using the Academic Year drop-down menu.

Click on a meal.



[Help](#)

You can then see the **Meal Choices** page:

- You can see your child's meal account balance at the top - if this balance is negative it will be highlighted in red.
- You can top up the balance via card payment using the **Top up account** button. You can see more about topping up here: [Topping up the meal account on the Parent Portal or Arbor App](#)

On the page you can see all future dates you can select a meal for:

- **Deadline passed** - the deadline your school has set to make a meal choice has passed and cannot be edited by you. Your child's teacher can amend their choice while taking the register, or you can contact your school if you'd like to specify what meal your child is going to have.
- **No choices made** - click to select the meal your child will have.
- **Meal Choice** - you've set a meal choice already, but you can click it to change your choice.

Meal Choices - Lunch

Meals Balance: £0.00

[Top Up Account](#)

Week beginning 26 Sep 2022

Monday

Deadline passed

Tuesday

Deadline passed

Wednesday

Deadline passed

Thursday

No choices made >

Friday

No choices made >

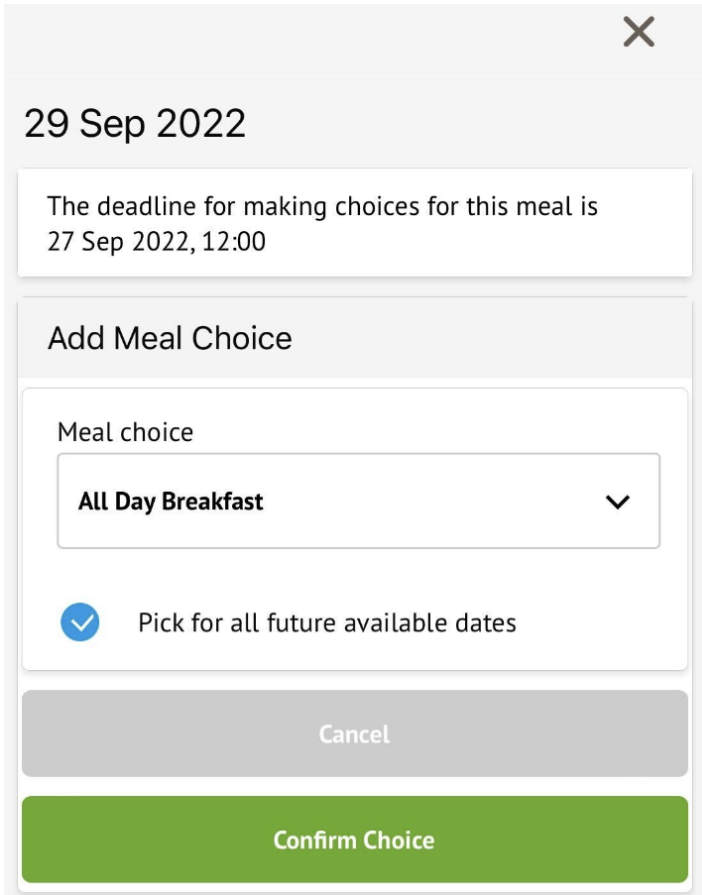
Week beginning 03 Oct 2022

[Help](#)

When choosing a meal, click on the day. In the slide over, you'll see when the deadline for making your choice is.

You can also select your Meal Choice, and whether to apply this to all future dates. For example if you select Pizza and your school has Pizza as an option every Wednesday and Friday, their choice for every upcoming Wednesday and Friday will be automatically set to be Pizza.

To edit or remove a meal choice that has already made, click on the day to open the edit slide over. Update the meal choice, or click **Remove choice** to delete the choice and revert it to **No choices made**.



Was this article helpful?



0 out of 0 found this helpful

Articles in this section

- ▶ [Rotating Meal Menus](#)
- ▶ [Parents can't see or make Meal Menu choices](#)
- ▶ [Help choices on the Parent Portal or Arbor App](#)