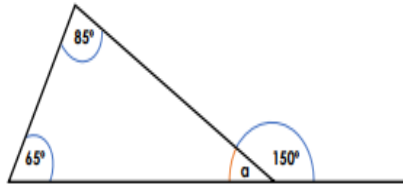
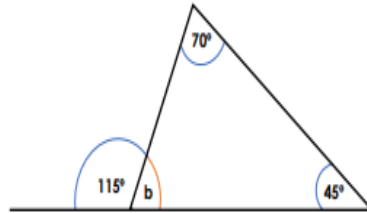


1

5a. True or false? The missing angle is 35° .

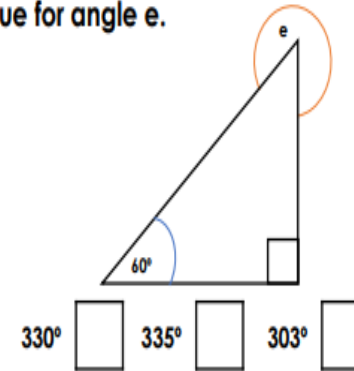


5b. True or false? The missing angle is 55° .



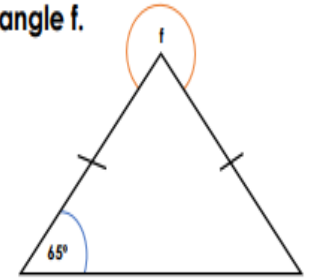
2

7a. Tick the box which gives the correct value for angle e.



330° 335° 303°

7b. Tick the box which gives the correct value for angle f.

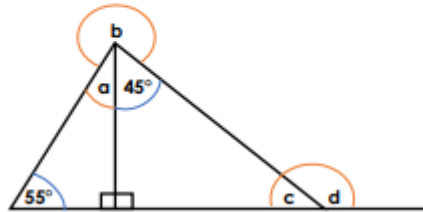


310° 301° 305°

3

4a. Rosie says:

It's impossible for me to calculate all of the missing angles.



Is Rosie correct? Explain why.

4

6a. One of these angles is wrong. Find and fix the mistake.

